



Snapdragon Potomac™ F₁ Series

(*Antirrhinum majus*)

Cut Flowers Culture (revised 11/02/20)

Potomac is a group 4 snapdragon best for long days, high light and temperatures greater than 16°C (60°F).

General Information

Cultivation Type	Usage	Stem Length	Timing Group
Greenhouse, Tunnel	Line	39-60 in. (99-152 cm)	4

Germination

Seed Form	Recommended Plug Size	Seeds/Cell	Plug Crop Weeks	Days to Germinate	Initial Media pH/EC	Cover Seed
RAW	406	1	4-5	4-5	5.5-6.0 pH 0.75 mmhos/cm	Light cover

Plug Production

	Stage 1	Stage 2	Stage 3	Stage 4
Moisture	Level 4	Level 3-4	Level 3-4	Level 3
Temperature	65-70°F (18-21°C)	60-65°F (16-18°C)	60-65°F (16-18°C)	60°F (16°C)
Light		1,000-2,500 f.c. (10,800-26,900 Lux)	1,000-2,500 f.c. (10,800-26,900 Lux)	2,500-5,000 f.c. (26,900-53,800 Lux)
Fertilizer		Less than 100 ppm N - Less than 0.7 EC	100 to 175 ppm N - 0.7 to 1.2 EC	100 to 175 ppm N - 0.7 to 1.2 EC

Fertilizer Notation

Snapdragons are very sensitive to high salts and high ammonium levels.

Propagation Key Tips

Avoid high media pH (>6.5), as this can cause iron and boron deficiency. Tip abortion of the seedlings can be caused by boron deficiency, high EC and excessive moisture accumulation on the growing tip, followed by poor air circulation. Incorporate a preventative fungicide program for downy mildew control.

Growing on to Finish

Target Media pH/EC	Fertilizer	Daylength
5.8-6.2 pH 1.5-2.0 mmhos/cm	175 to 225 ppm N - 1.2 to 1.5 EC	-

Crop Scheduling

Cultivation Type	Support	Temperature	Density	Crop Time
Greenhouse	Required	24-29°C/75-85°F (day) 16°C/60°F (night)	10-12 plants/ft ² (108-129 plants/m ²)	8-12 weeks
Tunnel	Required	24-29°C/75-85°F (day) 16°C/60°F (night)	10-12 plants/ft ² (108-129 plants/m ²)	8-12 weeks

Fertilizer Notation

Phosphorus and calcium are usually incorporated into the growing medium prior to planting, and the other nutrients are supplied with a soluble fertilizer during growth. Super phosphate incorporated at 5 pounds/100 ft.² (2 grams/m²) should supply sufficient phosphorus. If soil tests show calcium is low, incorporate limestone (if the pH is low), or gypsum (if pH is acceptable), both at 5 pounds/100 ft.² (250 grams/m²). Irrigate with clear water after transplanting. Begin fertilizing at the second watering. Use a low ammonium fertilizer at 150 to 200 ppm. Use constant fertilization, with an occasional clear-water leaching. High moisture or fertility levels will cause excessive side shoots.

Common Problems

Insects: Aphids, Thrips Diseases: Downy Mildew, Botrytis, Rust, Powdery Mildew Other: High media pH, Iron or Boron deficiency, excessive side shoots

Finishing Key Tips

Group 4: Night: >60°F (>16°C), Day: >65°F (>18°C). 3,000 to 5,000 foot-candles. Two support nets are the minimum, but three are preferred. Mesh sizes of 4 x 4 in. (10 x 10 cm) to 6 x 6 in. (15 x 15 cm) are most commonly used. Place the first level at 4 to 6 in. (10 to 15 cm) above the soil level. Place the second level at 6 in. (15 cm) above the first level. Raise the upper level of the support nets as the stems lengthen.

Harvest

Harvest stems when 5-6 florets have opened. Keep snapdragons vertical after harvest to prevent stems from curling.

Post Harvest

Snapdragons are sensitive to ethylene; it is recommended to treat with an ethylene-inhibiting product after harvest. Hydrate and store in a cooler at 2-5°C (36-41°F) in commercial floral holding solution at the manufacturer recommended rates. Always keep snapdragon stems vertical during storage.

Vase Life

7-10 days

NOTE: Growers should use the information presented here as guidelines only. PanAmerican Seed recommends that growers conduct a trial of products under their own conditions. Crop times will vary depending on the climate, location, time of year, and greenhouse environmental conditions. It is the responsibility of the grower to confirm the treatment is available in their region as well as read and follow all the current label directions relating to the products. Nothing herein shall be deemed a warranty or guaranty by PanAmerican Seed of any products listed herein. PanAmerican Seed's terms and conditions of sale shall apply to all products listed herein.


Variety Pictures



Appleblossom




Cherry Rose




Crimson




Dark Orange




Dark Pink




Ivory White




Lavender



Orange



Pink Improved



Red Improved



Rose



Royal



White



Yellow



BloomStudios.

WITH PANAMERICAN SEED®

PanAmerican Seed Co.
622 Town Road, West Chicago, Illinois, USA, 60185-2698
info@bloomstudios.com

™ denotes a trademark of and ® denotes a registered trademark of Ball Horticultural Company in the US. It may also be registered in other countries.
©2020 Ball Horticultural Company