



Lisianthus Flare F₁ Series

(*Eustoma grandiflorum*)

Cut Flowers Culture (revised 10/29/20)

Flare Lisianthus has medium, double flowers, with a top-flowering habit ideal for use in bouquets. The series has been bred and selected for reduced sensitivity to rosetting, resulting in less risk in production.

General Information

| Cultivation Type | Usage | Stem Length | Timing Group |
|--------------------|------------------|--------------------------|--------------|
| Greenhouse, Tunnel | Focal, Secondary | 36-45 in. (91-114 cm) | 2 |

Germination

| Seed Form | Recommended Plug Size | Seeds/Cell | Plug Crop Weeks | Days to Germinate | Initial Media pH/EC | Cover Seed |
|-----------|-----------------------|------------|-----------------|-------------------|-----------------------------|-------------|
| PEL | 406 | 1 | 8-10 | 8-12 | 5.8-6.2 pH 0.75 mmhos/cm | Light cover |

Plug Production

| | Stage 1 | Stage 2 | Stage 3 | Stage 4 |
|--------------------|--|---|---|---|
| Moisture | Level 4 | Level 3-4 | Level 3-4 | Level 3 |
| Temperature | 68-72°F (20-22°C) | 68-72°F (20-22°C) | 65-68°F (18-20°C) | 62-65°F (17-18°C) |
| Light | | 1,000-2,500 f.c. (10,800-26,900 Lux) | 1,000-2,500 f.c. (10,800-26,900 Lux) | 2,500-5,000 f.c. (26,900-53,800 Lux) |
| Fertilizer | Less than 100 ppm N - Less than 0.7 EC | 100 to 175 ppm N - 0.7 to 1.2 EC | 100 to 175 ppm N - 0.7 to 1.2 EC | 175 to 225 ppm N - 1.2 to 1.5 EC |

Propagation Key Tips

Avoid high media temperature (>72°F/22°C) beginning in Stage 2, as it can induce rosetting in the seedling, which will cause stunting after the plugs are transplanted. Also, it is very important to establish a preventative disease and insect control practice for lisianthus production.

Growing on to Finish

| Target Media pH/EC | Fertilizer | Daylength |
|--------------------------------|----------------------------------|----------------------|
| 5.8-6.5 pH 1.5-2.0 mmhos/cm | 100 to 175 ppm N - 0.7 to 1.2 EC | Facultative Long Day |

Daylength Notation

During Winter when daylength is shorter than 12 hours, supplemental light (incandescent or HID) can be used. Long-day (greater than 14 hours) or night interruption from 10 p.m. to 2 a.m. will accelerate flowering. HID light is preferred, as it increases flower quality and decreases crop time.

Crop Scheduling

| Cultivation Type | Support | Temperature | Density | Crop Time |
|------------------|-------------|---|---|-------------|
| Tunnel | Required | 18-27°C/65-80°F (day) 13-18°C/55-65°F (night) | 6-8 plants/ft ² (65-86 plants/m ²) | 13-16 weeks |
| Greenhouse | Recommended | 18-27°C/65-80°F (day) 13-18°C/55-65°F (night) | 6-8 plants/ft ² (65-86 plants/m ²) | 13-16 weeks |

Common Problems

Insects: Aphids, Leaf Miners, Thrips, Whiteflies Diseases: Botrytis, Fusarium, Pythium, Rhizoctonia, Tospo Viruses Other: Algae over plug tray surfaces, rosetting

Finishing Key Tips

Full-sun plantings of cut flower lisianthus produce shorter stems than greenhouse-grown lisianthus. Flare is a series of F1 spray-type double-flowering lisianthus. They have a top-flowering habit, producing more flowers on top of each stem within a short flowering window, giving a bouquet effect. Flare series is Speed Group 2 (Mid/medium speed) for flowering speed. Crop time is dependent on time of year, temperature, daylength and light intensity, and also on supplemental lighting and greenhouse conditions.

Harvest

Harvest when the first flower has fully opened.

Post Harvest


Hydrate flowers with a floral hydration solution for one hour at room temperature. Store in a cooler at 2-5°C (36-41°F) in a commercial floral holding solution at the manufacturer recommended rates.

Vase Life


10-14 days

NOTE: Growers should use the information presented here as guidelines only. PanAmerican Seed recommends that growers conduct a trial of products under their own conditions. Crop times will vary depending on the climate, location, time of year, and greenhouse environmental conditions. It is the responsibility of the grower to confirm the treatment is available in their region as well as read and follow all the current label directions relating to the products. Nothing herein shall be deemed a warranty or guaranty by PanAmerican Seed of any products listed herein. PanAmerican Seed's terms and conditions of sale shall apply to all products listed herein.

Variety Pictures




Deep Blue



Deep Rose



Jade



White



Yellow



BloomStudios.

WITH PANAMERICAN SEED®

PanAmerican Seed Co.
622 Town Road, West Chicago, Illinois, USA, 60185-2698
info@bloomstudios.com

™ denotes a trademark of and ® denotes a registered trademark of Ball Horticultural Company in the US. It may also be registered in other countries.
©2020 Ball Horticultural Company