



Association  
of  
Specialty  
Cut Flower  
Growers



Ask an ~~Expert~~ Aussie



Farm Hacks  
Good Hope Blooms

# FARMING HACKS

# Hack - Hinged joint as flower netting

Old netting thrown out by local farmers

Lasts decades

Can tag with length measurements

Use the same piece on same row


Roll up to store when not in use.

Can't be cut with flower snips, easily repaired if broken


Never tangles but can poke you in the eye!















# Hack - Steel Rod Supports

6mm ( $\frac{1}{4}$  inch) plain steel rod in  
6m lengths cut into 3 x 2m

Old car tyre to bend around

To make square supports for wire  
netting use 1" tube

Easy to push in and take out

Tie netting on with string



# Hack - Wire Supports





# Hack - Wire Supports





1/4 inch (6mm) Mild steel rod











# Hack - Recycling timber fence palings

Free

Long lasting

Compostable/biochar (if not previously painted or treated)

Cut up the middle to double the number

Windbreak









# Hack - DIY post rammer

Cheap welder

Fence post offcuts

\$2 cap









# Hack - Planting Tools

Painting, plastering and concreting tools





Box  
store  
version  
\$3<sub>AUD</sub>




Farm  
shop  
version  
\$62<sub>AUD</sub>







# Hack - DIY fertilisers + Biodynamics





# Hack - DIY fertilisers + Biodynamics





# Hack - DIY fertilisers + Biodynamics



# Hack - DIY fertilisers + Biodynamics









During the drought we applied biodynamic preps 501 horn silica, summer horn clay, 508 fresh and fermented equisetum, soil activator and valerian. Sprayed out over 3 days, over parts of the farm.







Crusher dust - quarry fines

Sieve to remove fines

Fines can be added to seed raising mix or direct to flower beds

Small gravel pieces can replace surface vermiculite on seedling trays



# Hack - Windbreaks and Habitat

Mid garden windbreak planted out in spring 2017

now April 2021







Contains black wattle (acacia) and tree lucerne (Tageste). Understory is mostly saltbush (attriplex nummularia). All grown from seed.

All can be used in floristry.



# Hack - Windbreaks

These were planted during the drought





# Hack - Root shedding

Mow or cut crops

Leave 2 weeks

Pull out really easily



# Hack - worms

Approximately 1 million worms in our growing area

Aim for 12 -20 worms per shovel full.








Incredible amount of soil conditioning, recycling of nutrients and aeration through tunnels.





# Hack - Brix

Refractometer





# Hack - Brix



Aim for brix of 12 or above.

Measure top leaves

Should get a brix response to foliar amendments.

# Hack - DIY Spray Rig

























Make sure to measure output

Do a test run with water



# Hack - Cover Crops

Use supermarket seed

Roll with tiller

Keeps a plant root in  
the ground at all times






# Hack - Cover Crops





# Hack - Cover Crops





# Hack - Grass Hay Mulch

Biodynamic/organic

No persistent herbicides

Cheap

Can put through mulcher to make smaller

Roll out down rows

++++ worms

-----slugs

Incredible amount of life living in mulch

Temperature in summer

We don't use any plastic mulches or cardboard.





# Hack - Grass Hay Mulch

124F



117F



82F









# Hack - Bed turnover

Remove netting and supports

Use Japanese garden sickle if needed to cut plant tops to remove wire

Mangle with tiller or cut with slasher (brush hog) may need to remove drip tape

Rake off debris .....then:

If No-till - spread amendments, top up mulch, plant beside existing roots

If Tilling - wait 1 - 2 weeks if weather permits, spread amendments, shallow till, rake out root and stem remnants if required, replace drip, remulch, plant





# Hack - Grass Hay Mulch





# Hack - Grass Hay Mulch















# Hack - DIY compost

Use tiller to turn

Use for seed raising mix

Johnson-Su Bioreactor















# Hack - soil blocking

Started by soil blocking

Moved to seedling trays

72's and 128's

Now using Winstrip trays









Use old fence wire to  
hold down drip tape.  
Leave a nice gap!







Put a star post  
(T-post) at the end  
of the row for the  
hose to run around



## Flower drawer

Use long drawer runners made for 4WD and industrial use.

Purchased off ebay and have locks for when open or closed.

Box made from MDF.

Almost eliminates bending.

Can fit 3- 4 drawers in a van like this one